


IR PLUS AGM

Electronic-Annual General Meeting (E-AGM)

1. Download and Install application “IR PLUS AGM”

From App Store (Support since iOS 14.5) and Google Play Store (Support since Android 8)



iOS
iOS 14.5 ขึ้นไป



Android
Android 8.0 ขึ้นไป

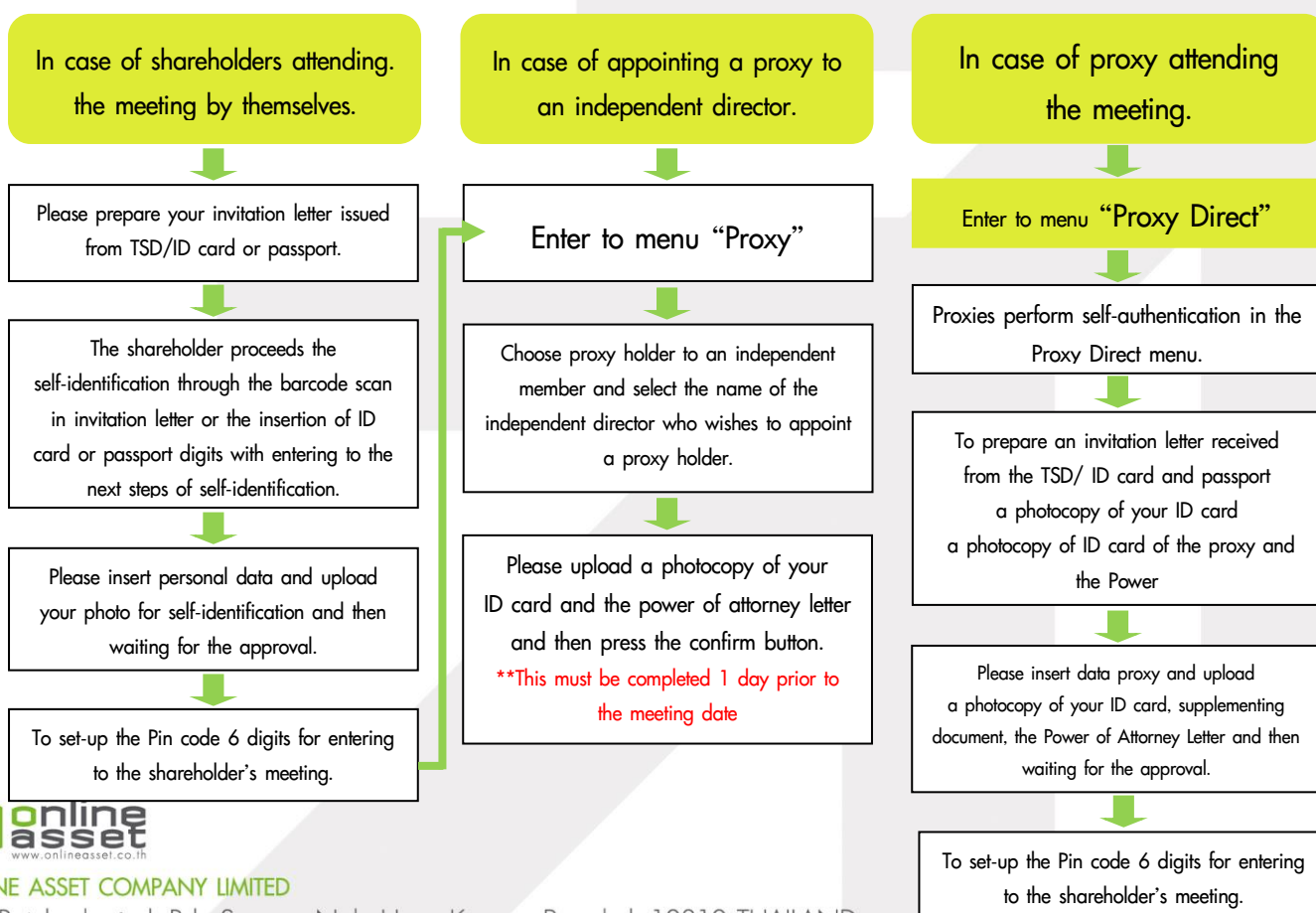


“webagm.irplus.in.th”

Or attend the meeting via the Web App “webagm.irplus.in.th” on Google without an application or program installed.

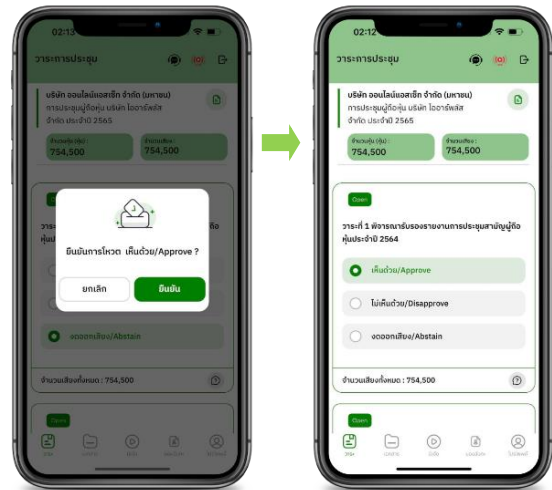
2. Identity verification process (KYC)

- Select the company you want to attend the meeting. And select the status of the user, then Login to access the system with the ID card number of the shareholders.
- Please insert personal data, upload your photo of the ID card, and then take a photograph of the shareholder holding the ID card for identity verification.
- Fill up the OTP received from the system via selected channels (text/e-mail)
- The system will notify the result of identity verification (KYC) as "Approve" or "Disapprove" In case of Disapprove, the shareholder must proceed with the KYC procedure again.
- Set up the Pin code for attend the meeting.







How to vote.

The system will Default vote “Agree” on every agenda that can change the vote result “Disagree” or “Abstain”
Then press the bottom confirms to confirm. The system Will change the voting result immediately.
As shown in the picture.









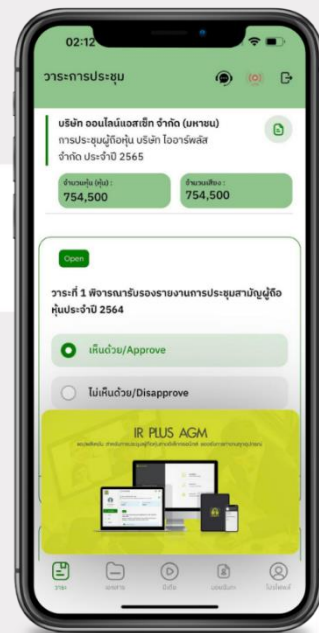
3. Asking question, Text format and VDO Call format



-  In case, Asking questions via VDO Call
Click  that shown on your screen, then type the question.
Then wait for the staff will get back to you.
-  In case, Asking questions via Text
Click  that shown in every agenda to send questions to be asked in that agenda. You can ask a question in the system at any time until the agenda is closed.

4. Other Menu

-  : Document
-  : Media or VDO Presentation
-  : Proxy *Incase Provide proxy to independent directors only.
This must be completed 1 day prior the meeting date
-  : Profile
-  : Log out ****When you confirm to log out the meeting
Your vote will eliminate from the vote base immediately.**
-  : Live stream



If you encounter problems in the use please contact : IR PLUS AGM Call Center

Call : 02-022 6200 ext. 2, 626 Office hours: 9:00 a.m. to 5:30 p.m. Monday to Friday



Add Line id : @irplusagm

Or scan QR Code to report a problem using the system to get help quickly.



Processes of shareholder / proxy holder self-identification through the application

IR PLUS AGM

In case of shareholders attending the meeting by themselves.

Please prepare your invitation letter issued from TSD/ID card or passport.

The shareholder proceeds the self-identification through the barcode scan in invitation letter or the insertion of ID card or passport digits with entering to the next steps of self-identification.

Please insert personal data and upload your photo for self-identification and then waiting for the approval.

To set-up the Pincode for entering to the shareholder's meeting.

In case of appointing a proxy to an independent director

Enter to menu "Proxy"

Choose proxy holder to an independent member and select the name of the independent director who wishes to appoint a proxy holder.

Please upload a photocopy of your ID card and the power of attorney letter and then press the confirm button.
**This must be completed 1 day prior to the meeting date

In case of proxy attending the meeting

Enter to menu "Proxy Direct"

Proxies perform self-authentication in the Proxy Direct menu.

To prepare an invitation letter received from the TSD/ ID card and passport a photocopy of your ID card a photocopy of ID card of the proxy and the Power of Attorney Letter signed by a shareholder.

Please insert data proxy and upload a photocopy of your ID card, supplementing document, the Power of Attorney Letter and then waiting for the approval.

To set-up the Pincode for entering to the shareholder's meeting.

On the date of meeting, all shareholders are encouraged to access to the Application IR PLUS AGM, and insert Pincode for registration with attending to the meeting.



The Application IR PLUS AGM,
iOS system,
Version 14.5 upwards



The Application IR PLUS AGM,
ANDROID system,
Version 8 upward



The Manual for
Using Application IR PLUS AGM



Meeting on web App
"webagm.irplus.in.th"

For your future
information
please add id line



Scan QR Code

Call Center : 02-022-6200 ext.2